

## Questionnaire for Student Satisfaction Survey

**Department:**

**What degree Program are Pursuing now: UG/PG**

**Year: I /II /III /IV :**

**Gender: Male/Female/Transgender:**

**Following are questions for online student satisfaction survey regarding teaching learning process.**

1. How much of the syllabus was covered in the class?

4 – 85 to 100%

3 – 70 to 84%

2 – 55 to 69%

1 – 30 to 54%

0 – Below 30%

2. How well did the teachers prepare for the classes?

4 – Thoroughly

3 – Satisfactorily

2 – Poorly

1 – Indifferently

0 – Won't teach at all

3. How well were the teachers able to communicate?

4 – Always effective

3 – Sometimes effective

2 – Just satisfactorily

1 – Generally ineffective

0 – Very poor communication

4. The teacher's approach to teaching can best be described as

4 – Excellent

3 – Very good

2 – Good

1 – Fair

0 – Poor

5. Fairness of the internal evaluation process by the teachers:


4 – Always fair

3 – Usually fair

2 – Sometimes unfair

1 – Usually unfair

0 – Unfair



*Deek*  
*5/1/2021*



6. Was your performance in assignments discussed with you?

- 4 – Every time
- 3 – Usually
- 2 – Occasionally/Sometimes
- 1 – Rarely
- 0 – Never

7. The institute takes active interest in promoting internship, student exchange, field visit opportunities for students.

- 4 – Regularly
- 3 – Often
- 2 – Sometimes
- 1 – Rarely
- 0 – Never

8. The teaching and mentoring process in your institution facilitates you in cognitive, social and emotional growth.

- 4 – Significantly
- 3 – Very well
- 2 – Moderately
- 1 – Marginally
- 0 – Not at all

9. The institution provides multiple opportunities to learn and grow.

- 4 – Strongly agree
- 3 – Agree
- 2 – Neutral
- 1 – Disagree
- 0 – Strongly disagree

10. Teachers inform you about your expected competencies, course outcomes and programme outcomes.


- 4 – Every time
- 3 – Usually
- 2 – Occasionally/Sometimes
- 1 – Rarely
- 0 – Never

11. Your mentor does a necessary follow-up with an assigned task to you.

- 4 – Every time
- 3 – Usually
- 2 – Occasionally/Sometimes
- 1 – Rarely
- 0 – I don't have a mentor

10. Teachers inform you about your expected competencies, course outcomes and programme outcomes.

- 4 – Every time
- 3 – Usually



Back  
5/11/2021



12. The teachers illustrate the concepts through examples and applications.

- 4 – Every time
- 3 – Usually
- 2 – Occasionally/Sometimes
- 1 – Rarely
- 0 – Never

13. The teachers identify your strengths and encourage you with providing right level of challenges.

- 4 – Fully
- 3 – Reasonably
- 2 – Partially
- 1 – Slightly
- 0 – Unable to

14. Teachers are able to identify your weaknesses and help you to overcome them.

- 4 – Every time
- 3 – Usually
- 2 – Occasionally/Sometimes: concepts through examples and applications.
- 1 – Rarely
- 0 – Never

15. The institution makes effort to engage students in the monitoring, review and continuous quality improvement of the teaching learning process.

- 4 – Strongly agree
- 3 – Agree
- 2 – Neutral
- 1 – Disagree
- 0 – Strongly disagree

16. The institute/ teachers use student centric methods, such as experiential learning, participative Learning and problem solving methodologies for enhancing learning experiences.

- 4 – To a great extent
- 3 – Moderate
- 2 – Some what
- 1 – Very little
- 0 – Not at all

17. Teachers encourage you to participate in extracurricular activities.

- 4 – Strongly agree
- 3 – Agree
- 2 – Neutral
- 1 – Disagree
- 0 – Strongly disagree

*Handwritten:* 5/1/2021





18. Efforts are made by the institute/ teachers to inculcate soft skills, life skills and employability skills to make you ready for the world of work.

- 4 – To a great extent
- 3 – Moderate
- 2 – Some what
- 1 – Very little
- 0 – Not at all


19. What percentage of teachers use ICT tools such as LCD projector, Multimedia, etc. while teaching.

- 4 – Above 90%
- 3 – 70 – 89%
- 2 – 50 – 69%
- 1 – 30 – 49%
- 0 – Below 29%

20. The overall quality of teaching-learning process in your institute is very good.

- 4 – Strongly agree
- 3 – Agree
- 2 – Neutral
- 1 – Disagree
- 0 – Strongly disagree
- 2 – Some what
- 1 – Very little
- 0 – Not at all

Book  
5/1/2021



19. What percentage of teachers use ICT tools such as LCD projector, Multimedia, etc. while teaching.

- 4 – Above 90%
- 3 – 70 – 89%
- 2 – 50 – 69%
- 1 – 30 – 49%
- 0 – Below 29%

20. The overall quality of teaching-learning process in your institute is very good.

- 4 – Strongly agree
- 3 – Agree
- 2 – Neutral
- 1 – Disagree
- 0 – Strongly disagree
- 2 – Some what
- 1 – Very little
- 0 – Not at all

Man  
1/1/21



## **STUDENT SATISFACTION SURVEY ANALYSIS (2018-2019)**

Students Satisfaction Survey on curriculum and teaching learning process has been used towards the improvement in the quality of course delivery as well as student learning processes. For the academic year, student feedback is sought from 468 students about the curriculum and teaching-learning process.

### **Feedback Analysis Report**

Most of the students were satisfied with the various aspects of the teaching like coverage of syllabus, teaching methodology followed in the institute, promotion internship, student exchange, field visits opportunities and ICT tools usage etc.

76% of the students acknowledged 85-100% coverage of the prescribed syllabi. For curriculum delivery Revised Bloom's Taxonomy is strictly enforced in the institute. Teachers inform well in advance about expected competencies, course outcomes & programme outcomes. 83% of students have expressed satisfaction in this area.

The student Mentoring system in the Institute facilitates cognitive, social & emotional growth of the students, providing multiple opportunities to learn and grow. The Mentor does a necessary follow-up with assigned tasks. About 85% of students have expressed satisfaction on the mentoring system adopted in the Institution.

Students have been enabled to identify their strengths and weaknesses; also they have been extended all help to enhance strengths and overcome weaknesses. 76% of students have expressed satisfaction.

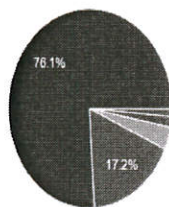
89% of student expressed satisfaction on the use of ICT tools and 79 % on the efforts made by the Institute/teachers to inculcate soft skills, Life skills and employability skills of the students.

76% of students expressed satisfaction on the student's centric methods like participative learning, experiential learning etc.



1.How much of the syllabus was covered in the class?

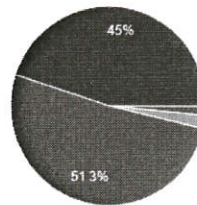
464 responses



2.How well did the teachers prepare for the classes?

464 responses

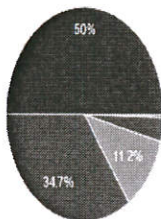
- 0 - Below 30%
- 1 - 30 to 54%
- 2 - 55 to 69%
- 3 - 70 to 84% on 4
- 4 - 85 to 100%



- 0 - Won't teach at all
- 1 - Indifferently
- 2 - Poorly
- 3 - Satisfactorily
- 4 - Thoroughly

3.How well were the teachers able to communicate?

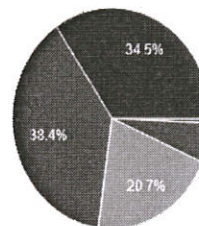
464 responses



- 0 - Very poor communication
- 1 - Generally ineffective
- 2 - Just satisfactorily
- 3 - Sometimes effective
- 4 - Always effective

4. The teacher's approach to teaching can best be described as

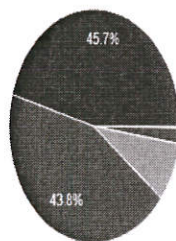
464 responses



- 0 - Poor
- 1 - Fair
- 2 - Good
- 3 - Very good
- 4 - Excellent

5. Fairness of the internal evaluation process by the teachers

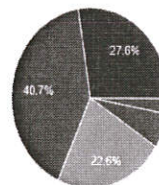
464 responses



- 0 - Unfair
- 1 - Usually unfair
- 2 - Sometimes unfair
- 3 - Usually fair
- 4 - Always fair

6. Was your performance in assignments discussed with you?

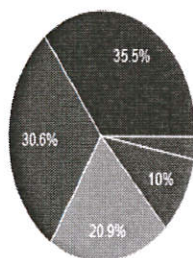
464 responses



- 0 - Never
- 1 - Rarely
- 2 - Occasionally/Sometimes
- 3 - Usually
- 4 - Every time

7. The institute takes active interest in promoting internship, student exchange, field visit opportunities for students

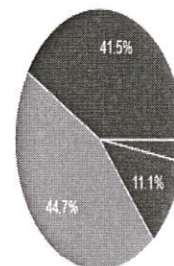
468 responses



- 0 - Never
- 1 - Rarely
- 2 - Sometimes
- 3 - Often
- 4 - Regularly

8. The teaching and mentoring process in your institution facilitates you in cognitive, social and emotional growth

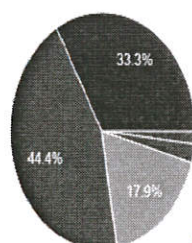
468 responses



- 0 - Not at all
- 1 - Marginally
- 2 - Moderately
- 3 - Significantly

9. The institution provides multiple opportunities to learn and grow.

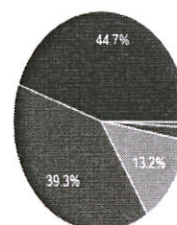
468 responses




- 0 - Strongly disagree
- 1 - Disagree
- 2 - Neutral
- 3 - Agree
- 4 - Strongly agree

10. Teachers inform you about your expected competencies, course outcomes and programme outcomes.

468 responses



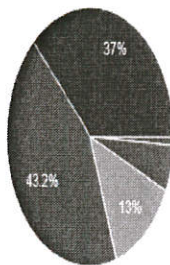
- 0 - Never
- 1 - Rarely
- 2 - Occasionally/Sometimes
- 3 - Usually
- 4 - Every time





11. Your mentor does a necessary follow-up with an assigned task to you.

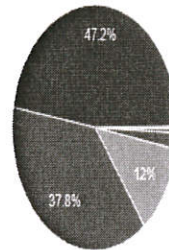
468 responses



- 0 - I don't have a mentor
- 1 - Rarely
- 2 - Occasionally/Sometimes
- 3 - Usually
- 4 - Every time

12. The teachers illustrate the concepts through examples and applications

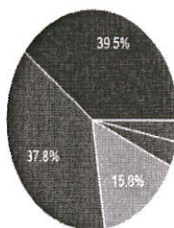
468 responses



- 0 - Never
- 1 - Rarely
- 2 - Occasionally/Sometimes
- 3 - Usually
- 4 - Every time
- Yes like bringing some things to the class or taking us to the lab for better understanding

13. The teachers identify your strengths and encourage you with providing right level of challenges.

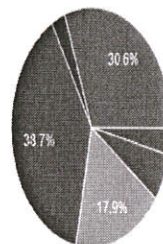
468 responses



- 0 - Unable to
- 1 - Slightly
- 2 - Partially
- 3 - Reasonably
- 4 - Fully

14. Teachers are able to identify your weaknesses and help you to overcome them.

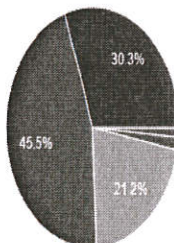
468 responses



- 0 - Never
- 1 - Rarely
- 2 - Occasionally/Sometimes
- 3 - Usually
- Option 5
- 4 - Every time

15. The institution makes effort to engage students in the monitoring, review and continuous quality improvement of the teaching learning process

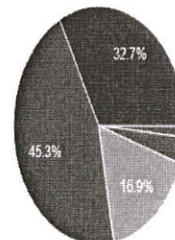
468 responses



- 0 - Strongly disagree
- 1 - Disagree
- 2 - Neutral
- 3 - Agree
- 4 - Strongly agree

16. The institute/ teachers use student centric methods, such as experiential learning, participate learning and problem solving methodologies for enhancing learning experiences.

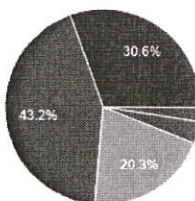
468 responses



- 0 - Not at all
- 1 - Very little
- 2 - Some what
- 3 - Moderate
- 4 - To a great extent

17. Teachers encourage you to participate in extracurricular activities.

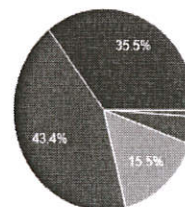
468 responses



- 0 - Strongly disagree
- 1 - Disagree
- 2 - Neutral
- 3 - Agree
- 4 - Strongly agree

18. Efforts are made by the institute/ teachers to inculcate soft skills, life skills and employability skills to make you ready for the world of work

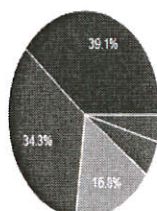
470 responses



- 0 - Not at all
- 1 - Very little
- 2 - Some what
- 3 - Moderate
- 4 - To a great extent

19. What percentage of teachers use ICT tools such as LCD projector, Multimedia, etc. while teaching.

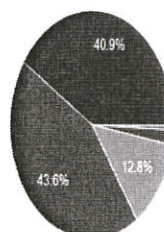
470 responses




- 0 - Below 29%
- 1 - 30 - 49%
- 2 - 50 - 69%
- 3 - 70 - 89%
- 4 - Above 90%

20. The overall quality of teaching-learning process in your institute is very good.

470 responses



- 0 - Strongly disagree
- 1 - Disagree
- 2 - Neutral
- 3 - Agree
- 4 - Strongly agree



## **Action Taken Report(ATR)**

The following actions have been taken.

- More Faculty Development Programs (FDPs) organized.
- Faculty members urged to use ICT for Teaching Learning and for creation of smart learning environment.
- More of Industry visits, Field Visits, promotion of Internship and student Exchange have been done.
- Employability enhancement programmes like soft skill training, Aptitude training, technical training technical fest have been organized for the benefit of all students.
- The placement officer entrusted with the responsibility of maintaining all relevant records in this respect.
- For Promotion Participative and Experiential learning, more socially relevant projects like rural digitalizing program under VelloorGrama Panchayat familiarizing with IT Enabled Services (ITES) and internet banking, A student Project “Portable Malaria Rapid Diagnostic Device” (PMRDD) innovative product etc. It was funded by CERD, APJ Abdul Kalam Technological University under the Student Project Scheme.

*Preethi*  
*18/12/2020*  
Prof. (Dr.) Preethi Thekkath  
PRINCIPAL  
TIST

