

TOC H INSTITUTE OF SCIENCE & TECHNOLOGY, ARAKKUNNAM
BALANCE SHEET AS ON 31.03.2024

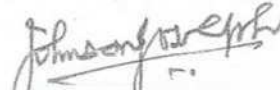
(All amounts in Indian rupees)

	SCHEDULE	Figures as on 31.03.2024	Figures as on 31.03.2023
LIABILITIES			
Excess of Expenditure over Income	A	(110,198,624.59)	(87,254,955.67)
Loans & Advances	B	21,817,470.50	22,231,868.50
Deposits	C	39,633,694.50	37,998,059.50
Current Liabilities	D	57,327,019.46	54,013,033.83
Other Liabilities	E	9,073,439.09	8,218,367.09
Toc H Public School		156,418,722.99	156,512,674.99
		174,071,721.95	191,719,048.24
ASSETS			
Fixed Assets	F	118,616,996.74	128,835,647.74
Deposits	G	1,638,325.00	1,330,437.00
Loans & Advances	H	3,862,462.77	4,234,678.87
Current Assets	I	17,054,222.00	23,815,016.00
Closing Stock		481,220.10	451,068.41
Cash & Bank Balances	J	32,418,495.34	33,052,200.22
		174,071,721.95	191,719,048.24


President


Manager


Secretary


Treasurer

As per our Report of even date attached


Place: Kochi

Date: 05-09-2024

UDIN: 24019999BKBJSV6284



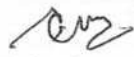
For ABRAHAM THOMAS & Co.
 CHARTERED ACCOUNTANTS
 Firm Registration No:00021S


 ABRAHAM THOMAS F.C.A.
 Managing Partner (M.No:19999)

TOC H INSTITUTE OF SCIENCE & TECHNOLOGY, ARAKUNNAM
INCOME AND EXPENDITURE ACCOUNT FOR THE YEAR ENDED 31.03.2024


(All amounts in Indian rupees)

INCOME	SCHEDULE	Figures the year ended March 31,	
		2024	2023
Fees Collection	L	138,369,721.00	139,248,611.00
Interest Received		1,703,904.00	979,387.00
Other Receipts	M	28,168,773.19	26,998,936.74
Closing Stock	K	481,220.10	451,068.41
TOTAL		168,723,618.29	167,678,003.15
EXPENDITURE			
Opening Stock		451,068.41	284,532.27
Salaries, Allowances & Amenities to Staff	N	110,296,330.00	108,777,371.00
General & Administrative Expenses	O	31,867,901.17	26,396,293.30
Academic Expenses	P	15,884,224.03	17,521,247.30
Repairs & Maintenance	Q	7,333,547.00	6,978,561.00
Miscellaneous Expenses	R	783,476.20	1,377,463.16
Vehicle Running & Maintenance Expenses	S	10,331,318.40	9,462,502.94
Depreciation	F	14,719,422.00	15,758,887.33
TOTAL		191,667,287.21	186,556,858.30
Excess of Expenditure over Income		(22,943,668.92)	(18,878,855.15)
TOTAL		168,723,618.29	167,678,003.15


President


Manager


Secretary


Treasurer

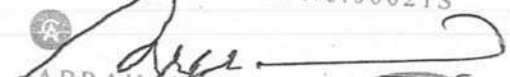
As per our Report of even date attached

Place: Kochi

Date: 05-09-2024

UDIN: 24019999BKBJSV6284

For ABRAHAM THOMAS & Co.
 CHARTERED ACCOUNTANTS
 Firm Registration No:00021S


 ABRAHAM THOMAS & Co.
 Managing Partner (M. 1999)

